

COMPETITIVE PRICING TRACKER

FOR THE MONTH OF

SEPTEMBER 2012



Booking Date: August 16th 2012 ~ Travel Date: November 15th 2012

By Faye M. Cash, Senior Analyst – MOT

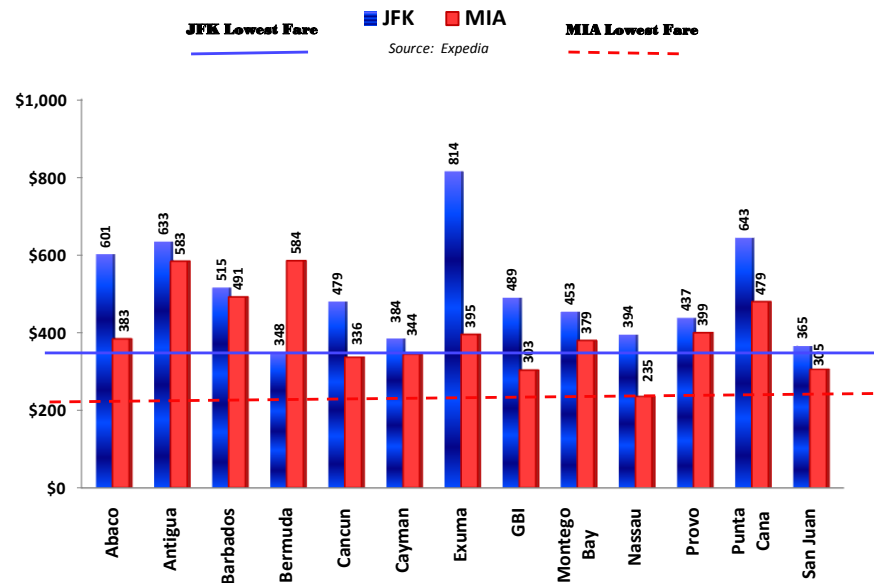
Airfares from JFK and MIA

As of November 15, 2012

Introduction

For the month of September, please note the abbreviated scheduled airlift as seasonal flights have been cancelled until the end of the year – see Appendix 2.

For this month's travel period, November 15th through November 18th 2012, the *average* best fare from MIA is \$401, up 3% m-o-m and down 17%, y-o-y. The *average* best air-fare from JFK is \$504, a 6% increase m-o-m, down 3% y-o-y.



TIOTB Fare Trends for August 2012

- The best NAS/MIA airfare is \$235, nonstop on Bahamasair, an increase of 10% m-o-m and down 2% y-o-y. The best NAS/JFK airfare is \$394 non-stop on JetBlue, a decrease of 14% m-o-m and down 8.2% y-o-y.
- The best GBI/MIA airfare is \$303, nonstop on American, an increase of 39% m-o-m, down 33% y-o-y. The best GBI/JFK airfare is \$489, one-stop on US Airways, up 18% m-o-m, and down 1% y-o-y.
- The best MHH/MIA airfare is \$383 nonstops on American, an increase of 6% m-o-m, down 25% y-o-y. The best MHH/JFK airfare is \$601, one-stop on American, a 2% increase m-o-m, down 18% y-o-y.
- The best GGT/MIA airfare is \$395 one-stop on Bahamasair, up 6% m-o-m, a decrease of 28% y-o-y. The best GGT/JFK airfare is \$814, one-stop on American Airlines, up 18% m-o-m and a 1% decrease y-o-y.

MIA	Nov-12	Oct-12	Nov-11	m-o-m diff	Y-O-Y diff
Abaco	383	360	512	6%	-25%
Antigua	583	493	711	18%	-18%
Barbados	491	479	647	3%	-24%
Bermuda	584	593	645	-2%	-9%
Cancun	336	345	297	-3%	13%
Cayman	344	371	385	-7%	-11%
Exuma	395	373	548	6%	-28%
GBI	303	218	451	39%	-33%
Montego Bay	379	382	346	-1%	10%
Nassau	235	213	240	10%	-2%
Provo	399	413	642	-3%	-38%
Punta Cana	479	617	534	-22%	-10%
San Juan	305	185	347	65%	-12%
AVERAGE	\$401	\$388	\$485	3%	-17%

JFK	Nov-12	Oct-12	Nov-11	m-o-m diff	Y-O-Y diff
Abaco	601	592	732	2%	-18%
Antigua	633	602	563	5%	12%
Barbados	515	429	553	20%	-7%
Bermuda	348	299	348	16%	0%
Cancun	479	345	370	39%	29%
Cayman	384	416	463	-8%	-17%
Exuma	814	656	919	24%	-11%
GBI	489	416	492	18%	-1%
Montego Bay	453	462	486	-2%	-7%
Nassau	394	458	429	-14%	-8.2%
Provo	437	558	392	-22%	11%
Punta Cana	643	720	684	-11%	-6%
San Juan	365	245	330	49%	11%
AVERAGE	\$504	\$477	\$520	6%	-3%

This report reviews the air fare and package pricing (airfare and hotel) from New York (**JFK**) and Miami (**MIA**) to selected competitive markets against TIOTB. The package is assessed for a 4 day/3 night stay, *per person* with a travel departure on Thursday and return on Sunday - *based on two people travelling*.

This assessment is carried out in the middle of each month for a travel date **THREE MONTHS** out using **expedia.com**. Please note the booking date, as this snap shot pricing reported may differ when reviewed at a later time. In the airline industry the cost of an airfare and subsequent air packages fluctuate depending on the time of day, day of week and the amount of time that travel is *booked* away from day of departure. This report covers the travel departure date of November 15th, 2012 from MIA and JFK booked on August 16th, 2012.

The air fare quoted is for the lowest fare for travel on the specified departure date. Where available, the non-stop fare is used except in cases where it is *considerably* greater than a one-stop fare, hence the term “best fare”. The rationale is that persons travelling will weigh the value of a flight based on the factors of duration, number of stops and cost before selecting a flight.

Snapshot Air Fares Miami			
Destination	20-Sep-12	18-Oct-12	15-Nov-12
Antigua	603	493	583
Barbados	433	479	491
Bermuda	681	593	584
Cancun	420	345	336
GBI	416	218	303
GGT, Exuma	398	373	395
Grand Cayman	346	371	344
Marsh Harbour	388	360	383
Montego Bay	305	382	379
Nassau	213	213	235
Provo	381	413	399
Punta Cana	395	617	479
San Juan	165	185	305
Average	\$396	\$388	\$401

Snapshot Air fares from JFK			
Destination	20-Sep-12	18-Oct-12	15-Nov-12
Antigua	449	602	633
Barbados	357	429	515
Bermuda	299	299	348
Cancun	431	345	479
GBI	514	416	489
GGT, Exuma	486	656	814
Grand Cayman	374	416	384
Marsh Harbour	486	592	601
Montego Bay	413	462	453
Nassau	458	458	394
Provo	419	558	437
Punta Cana	476	720	643
San Juan	217	245	365
Average	\$485	\$477	\$504

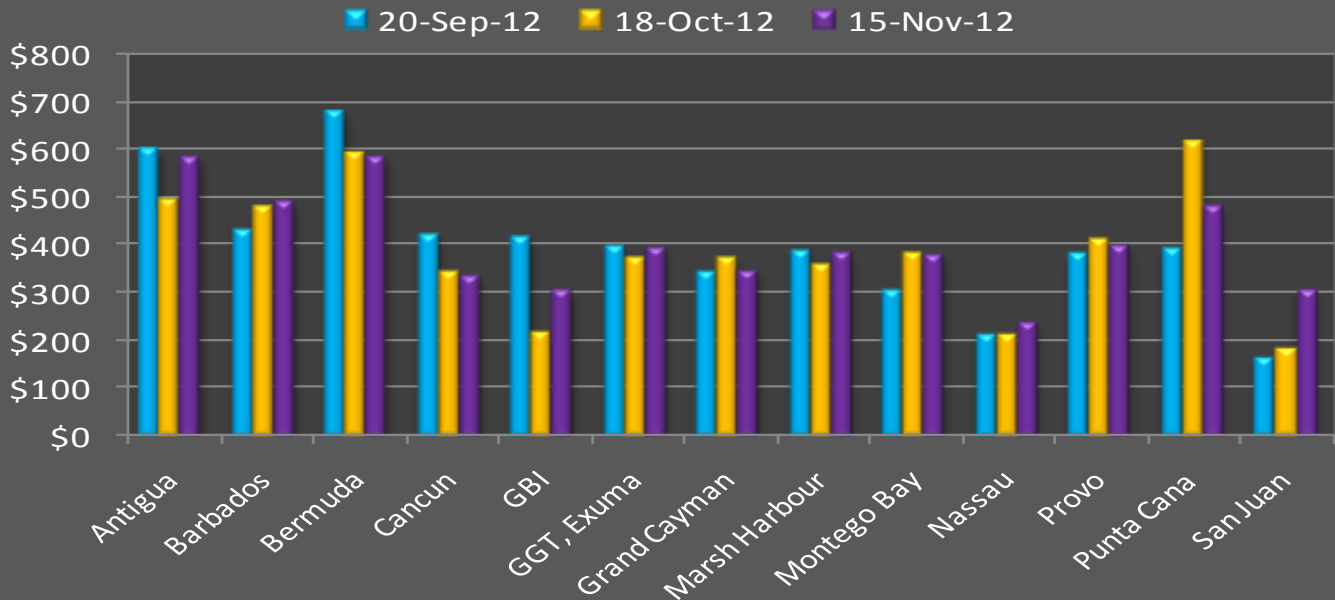
Properties ranked on Hotel **star** rating, then lowest package price (JFK)

RANK	Hotel	JFK	MIA	Destination	Hotel [*] Rating	Travelers' Opinion
1st	Marriott CasaMagna Resort	597	473	Cancun	4	4.7
2nd	El Conquistador Resort	608	554	San Juan	4	4.0
3rd	Pelican Bay Resort	622	432	GBI	4	4.3
4th	Sheraton Nassau Beach	687	533	Nassau	4	3.9
5th	Atlantis Coral Towers	716	562	Nassau	4	3.9
6th	Grand Lucayan, a Radisson Resort	758	572	GBI	4	4.1
7th	Hilton Barbados	793	801	Barbados	4	4.5
8th	Hilton Rose Hall Resort	798	724	Montego Bay	4	4.3
9th	The Fairmont Hamilton	910	1,146	Bermuda	4	4.4
10th	RIU Palace	934	768	Punta Cana	4	4.0
11th	Atlantis Royal Towers	957	803	Nassau	4	4.3
12th	Blue Waters Cove	1,395	1,131	Antigua	4	4.8
13th	Barcelo Tucancun Beach All Inclusive	667	542	Cancun	3.5	4.0
14th	Atlantis Beach Towers	690	536	Nassau	3.5	4.1
15th	RUI Bambo	883	704	Punta Cana	3.5	3.6
16th	Abaco Beach Resort & Boat Harbour	946	700	Abaco	3.5	4.2
17th	Toby's resort	576	502	Montego Bay	3	4.0
18th	Sandy Port Beaches	580	426	Nassau	3	3.3
19th	Comfort Suites Ports of Call	634	602	Providenciales	3	3.8
20th	Comfort Suites PI	673	519	Nassau	3	4.1
21st	Surf Side Beach Club	693	929	Bermuda	3	3.5
22nd	Comfort Suites 7 Mile Beach	728	649	Cayman	3	4.1
23rd	Amaryllis Beach Resort	763	769	Barbados	3	3.8
24th	Pelican Beach Villas	825	578	Abaco	3	3.8
25th	Coconut Beach	1,096	910	Antigua	3	4.2
26th	Peace & Plenty	1,102	679	Exuma	3	4.4
27th	Nassau Palm Hotel	562	407	Nassau	2	2.7

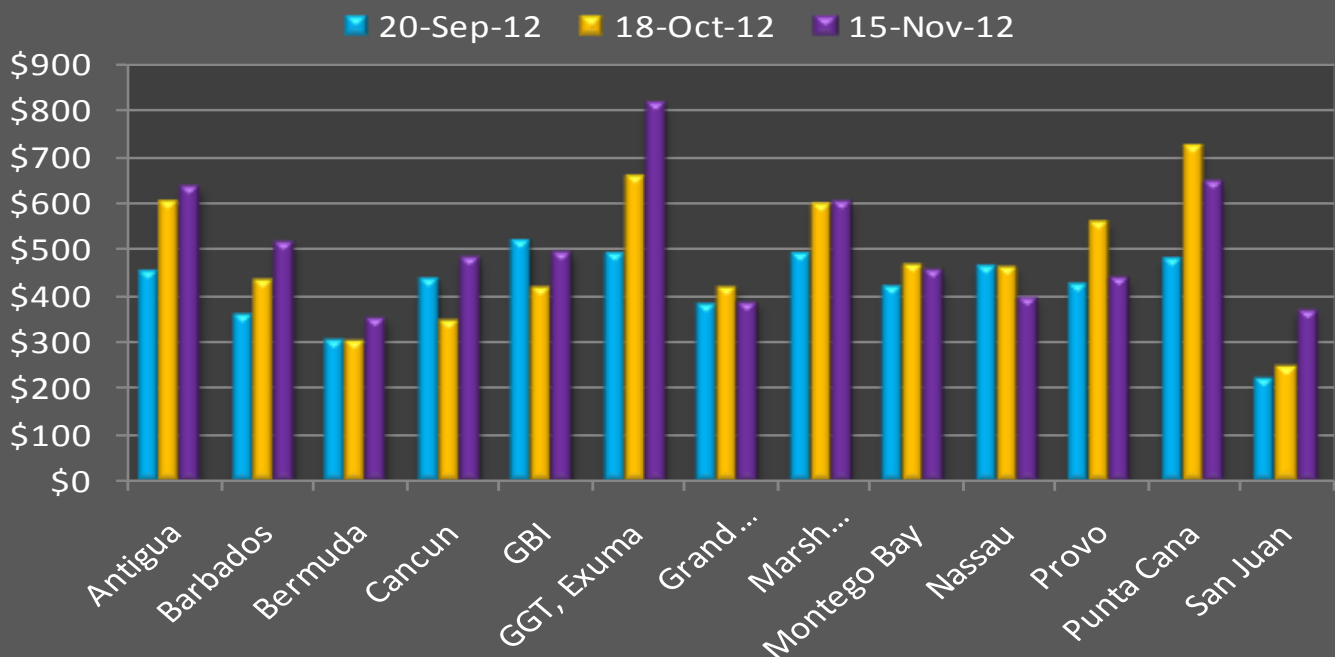
**SCHEDULE of Direct Int'l Flights to TIOTB
For the Month of September 2012**

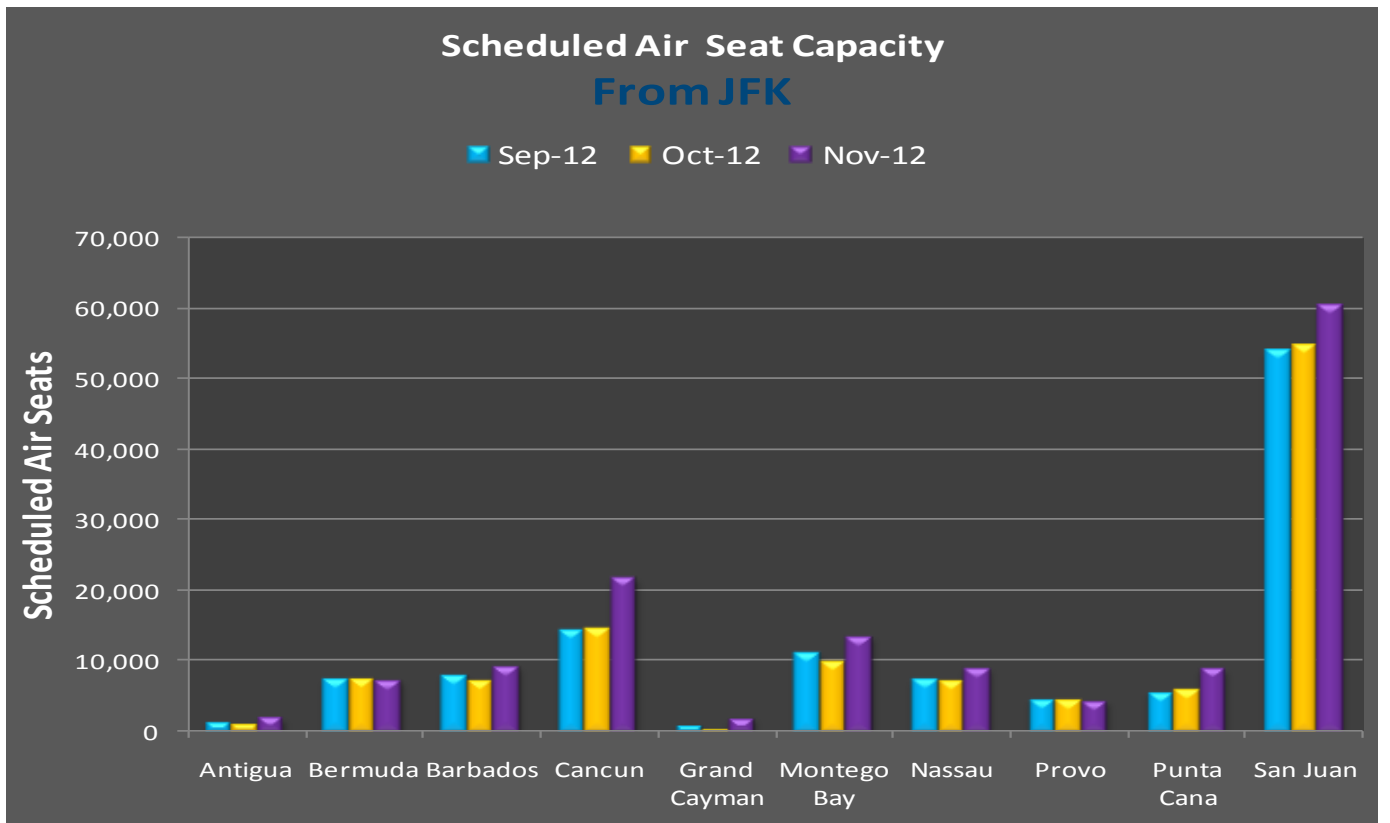
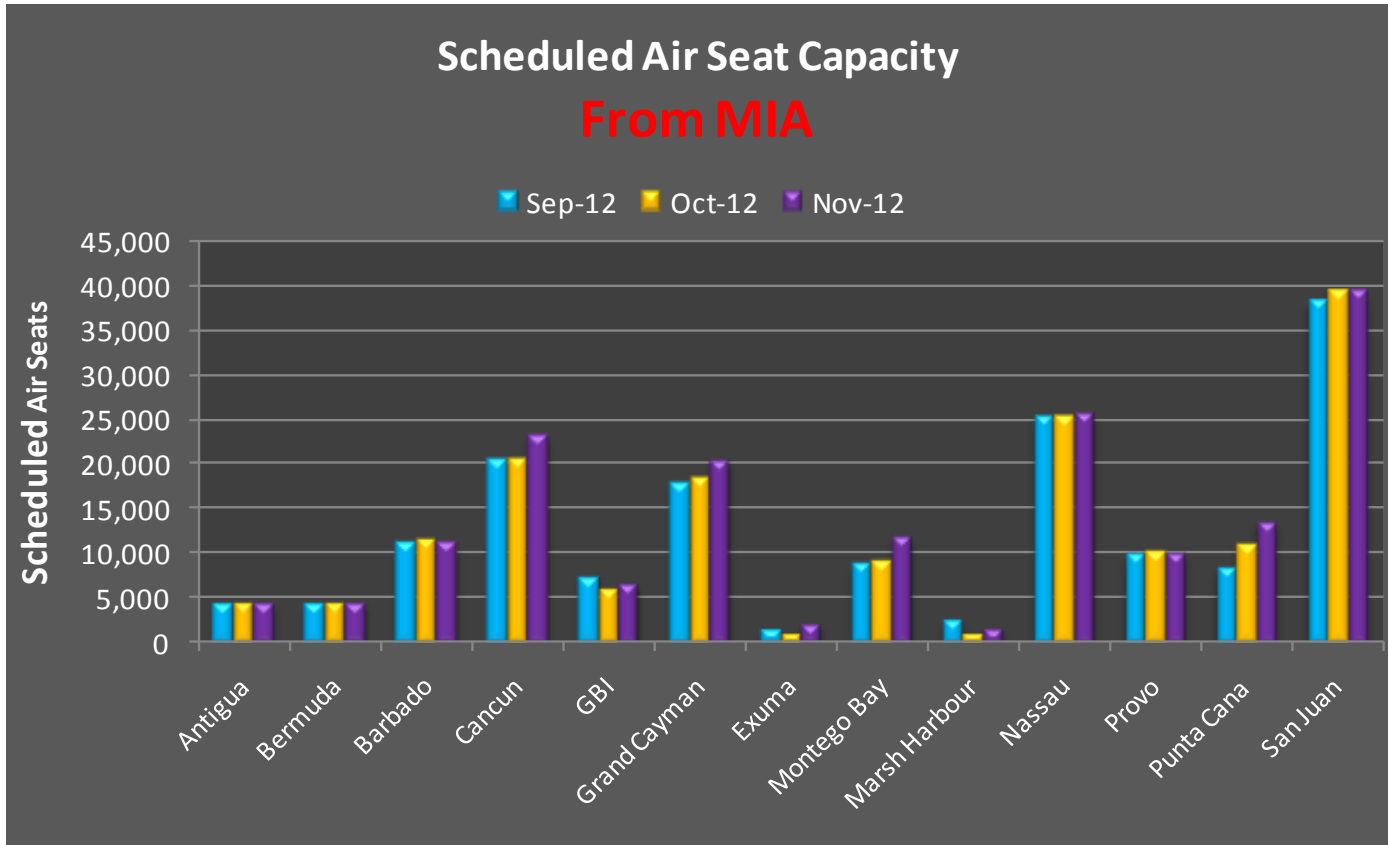
CITY AIRPORT	Andros Town	Bimini	Cat Island	Chub Cay	North Eleuthera	Freeport	George Town	Marsh Harbour	Nassau	Treasure Cay
Atlanta										
<i>Delta Air Lines</i>							W, Su		Daily	
<i>Air Tran</i>									Daily	
Baltimore										
<i>Air Tran</i>									ex Tu, W	
<i>Bahamasair</i>						Th, Su				
Charlotte										
<i>US Airways</i>						Sa			Daily	
Fort Lauderdale										
<i>Bahamasair</i>						2 x day			3 x day	
<i>Gulfstream Connections</i>	ex M,W,F		W, F, Su	ex M,W,F						
<i>Silver Airways</i>		Daily			Daily	3 x day	Daily	Daily		Daily
<i>JetBlue</i>									4 x day	
<i>Spirit</i>									ex Sa	
<i>Sky Bahamas</i>						ex Tu,W,Sa			ex Tu,W,Sa	
Grand Cayman										
<i>British Airways</i>									Tu,W,F,Sa	
Havana, Cuba										
<i>Bahamasair</i>									Th,Su	
<i>Cubaña</i>									M,W,F,Su	
JFK										
<i>JetBlue</i>									3 x day	
La Guardia										
<i>Delta Air Lines</i>									Daily	
London										
<i>British Airways</i>									ex M,Th	
Louisville, KY										
<i>Bahamasair</i>						Th, Su				
Miami										
<i>American</i>						3 x day	ex Tu,Th	ex Tu,Th,F	8 x day	
<i>Bahamasair</i>									3 x day	
Montego Bay										
<i>Caribbean Airlines</i>									M,Th,Su	
Newark										
<i>United Airlines</i>									Sa	
Orlando										
<i>JetBlue</i>									ex Tu	
<i>Bahamasair</i>									2 x day	
Panama										
<i>Copa Airlines</i>									ex W	
Philadelphia										
<i>US Airways</i>						Sa			Sa, Su	
Providenciales, Turks & Caicos										
<i>British Airways</i>									Su	
<i>Air Turks & Caicos</i>									M,W,F	
<i>Bahamasair</i>									Tu,Th,Su	
Richmond, VA										
<i>Bahamasair</i>						M, F				
Raleigh/Durham, NC										
<i>Bahamasair</i>						M, F				
Toronto										
<i>Air Canada</i>							Su		Daily	
<i>West Jet</i>									M, F,Sa	
West Palm Beach										
<i>Silver Airways</i>								Daily		
Washington, DC										
<i>US Airways</i>									Sa	
Westchester, NY										
<i>JetBlue</i>									Daily	

Snap Shot Competitive Air Fares From MIA



Snap Shot Competitive Air Fares From JFK





¹ NB. There are no direct seats from JFK to GBI, Marsh Harbour or Exuma

Fort Lauderdale Airfares vs Miami

Booking Date	Travel Date	Year	Origin	Destination	Airline	Stops	Connecting City	FLL Air Fare	MIA Air Fare
16-Sep	15-Nov	2012	FLL	San Juan	Airtran	Non-stop	-	\$213	\$305
16-Sep	15-Nov	2012	FLL	Nassau	Bahamasair	Non-stop	-	\$214	\$235
16-Sep	15-Nov	2012	FLL	GBI	Bahamasair	Non-stop	-	\$228	\$303
16-Sep	15-Nov	2012	FLL	Montego Bay	Caribbean Airlines	Non-stop	-	\$309	\$379
16-Sep	15-Nov	2012	FLL	Marsh Harbour	Silver Airways	Non-stop	-	\$373	\$383
16-Sep	15-Nov	2012	FLL	Exuma	Silver Airways	Non-stop	-	\$406	\$395
16-Sep	15-Nov	2012	FLL	Cancun	JetBlue	Non-stop	-	\$476	\$336
16-Sep	15-Nov	2012	FLL	Bermuda	Delta	1 Stop	ATL	\$504	\$584
16-Sep	15-Nov	2012	FLL	Punta Cana	Delta	1 Stop	ATL	\$593	\$479
16-Sep	15-Nov	2012	FLL	Barbados	Caribbean Airlines	1 Stop	POS	\$652	\$491
16-Sep	15-Nov	2012	FLL	Antigua	Caribbean Airlines	2 Stop	POS, BGI	\$686	\$583
16-Sep	15-Nov	2012	FLL	Cayman	Delta	1 Stop	ATL	\$689	\$344
16-Sep	15-Nov	2012	FLL	Providenciales	US Airways	1 Stop	CLT	\$974	\$399
POS: Port of Spain, Trinidad			CLT: Charlotte, North Carolina			BGI: Barbados		ATL: Atlanta	

Air Seat Capacity for TIOTB

Airport	Y-O-Y %		
	Nov-11	Nov-12	chg
Andros Town		102	
Bimini	1,026	1,140	11%
Cat Island		78	
Chub Cay		102	
North Eleuthera	2,299	4,828	110%
GBI	23,054	20,904	-9%
George Town	3,199	5,192	62%
Governor's Harbour	475	646	
Marsh Harbour	4,928	9,546	94%
Nassau/PI	124,330	137,466	11%
Treasure Cay	475	2,508	
San Salvador	927	1,980	
Grand Total	160,713	184,492	15%